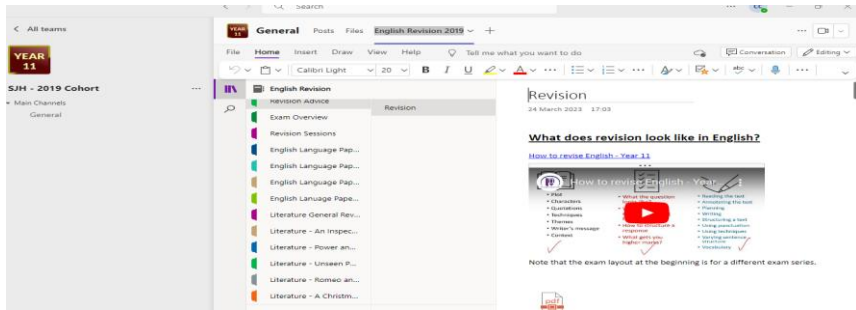


Parent and carers guide to surviving GCSE English Literature: Y11

Textbooks and revision materials:

- You **do not** need to buy your child a textbook

We have a dedicated section on Teams to support all students. It contains revision materials, explanation videos and exam papers. To access it, students to log onto Teams and look for the SJH- Cohort group.



CPG or York guides are a useful guide to the basics of the story.



The Quotation Bank books focus on precise knowledge around quotations. Approx. £5.75

Essential English exam equipment:

- Several **black** pens
- Several highlighters
- Clear bottle of water



Mr Curtis's top revision tips:

- Create flash cards for learning key words, quotations and definitions
- Practice planning exam questions and structure
- Watch YouTube videos explaining texts
- Reading and reading the texts
- Reading articles related to the topic

English revision sessions:

Tuesdays – 5.00-5.30
Online via Teams

Key exam information:

- Your child has been studying AQA English Literature
- They will sit 2 exams:
 - 1 hour and 45 minutes (Paper 1)
 - 2 hours and 15 minutes (Paper 2)

Useful websites:

GCSE-English.com

[GCSE-English.com – YouTube](https://www.youtube.com/@mrbruff)

Mr Bruff

<https://www.youtube.com/@mrbruff>

SJH YouTube Channel

<https://www.youtube.com/@sjhenglish4194>

Texts studied and tested in the exam:

- Charles Dickens – A Christmas Carol (Paper 1)
- William Shakespeare – Romeo and Juliet (Paper 1)
- J.B. Priestley – An Inspector Calls (Paper 2)
- Various – Power and Conflict Poetry Anthology (Paper 2)
- Unseen poetry (Paper 2)

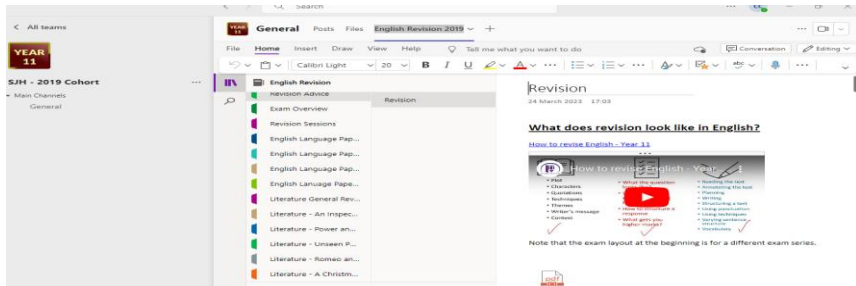
Note- Top set cover – Merchant of Venice and Doctor Jekyll

Parent and carers guide to surviving GCSE English Language: Y11

Textbooks and revision materials:

- You **do not** need to buy your child a textbook

We have a dedicated section on Teams to support all students. It contains revision materials, explanation videos and exam papers. To access it, students to log onto Teams and look for the SJH- Cohort group.



The exam paper uses the same questions every year. The only difference is that the texts and writing tasks change. Students need to practise:

- Reading unseen texts
- Planning reading answers
- Writing reading answers
- Planning the written task
- Writing the written task

Students are sometimes too confident about the unseen element as they can read or write. For the exam, they need to write and read in a particular way and these need practising.

Essential English exam equipment:

- Several **black** pens
- Several highlighters
- Clear bottle of water



Mr Curtis's top revision tips:

- Create flash cards for learning key words, quotations and definitions
- Learn the structure for each question
- Look at good examples
- Practice planning exam questions and structure
- Watch YouTube videos explaining how to approach the questions

English revision sessions:

Tuesdays – 5.00-5.30

Online via Teams

Key exam information:

- Your child has been studying AQA English Language
- They will sit 2 exams:
 - 1 hour and 45 minutes (Paper 1 - Fiction)
 - 1 hours and 45 minutes (Paper 2 – Non-Fiction)

Useful websites:

GCSE-English.com

[GCSE-English.com – YouTube](https://www.youtube.com/@mrbruff)

Mr Bruff

<https://www.youtube.com/@mrbruff>

SJH YouTube Channel

<https://www.youtube.com/@sjhenglish4194>


The English Language exam are based on a student's reading of an unseen fiction extract and two unseen non-fiction extracts. Therefore, students need to get comfortable reading extracts. The following websites are good for finding articles and extracts:

<https://www.theguardian.com/uk>

<https://www.lovereading4kids.co.uk/>


How to revise in English

Flashcards/Quizzing




- Quick and easy to do
- Can do short bursts (10-20mins)
- Helps you to see what you do and don't know
- Makes you prioritise the knowledge you don't know
- Makes things stick

Brain Dump/Revision Clock




- Focuses on your memory
- Helps you to see what is missing from your memory on a topic
- Need very few resources – paper and pen
- Produces a resource you can reuse later

Reducing/Converting



- Involves watching videos or listening to podcasts
- Actively doing something with knowledge
- Get to see other people's ideas and viewpoints
- Allows you to revisit whole texts and explanations repeatedly

Drafting and Practising



- Takes you through the thinking process of exams
- Prepares you for what might come up – you could reuse an idea or a sentence
- Builds confidence
- Helps show areas of need
- Can use AI to support you

Don't do these things:

Focus on what you know and find easy
Focus on English Language and not Literature

Don't do these things:

Copy out endless notes
Watch the film – the film doesn't teach techniques